



Board of Higher Education Meeting | December 7, 2010

Vision Project Preview: College Participation



MASSACHUSETTS
Department of
Higher Education



Introduction

Richard M. Freeland, Commissioner

Our Vision: Bid for National Leadership

*We will produce the **best-educated citizenry and workforce** in the nation.*

*We will be a **national leader in research** that drives economic development.*



Key Outcomes

■ National Leadership in Education

■ COLLEGE PARTICIPATION

College-going rates of high school graduates

■ GRADUATION RATES

Graduation and student success rates

■ WORKFORCE ALIGNMENT

Alignment of degree production with key areas of workforce need

■ STUDENT LEARNING

Academic achievements on campus-level and national assessments of learning

■ ELIMINATION OF DISPARITIES

Comparable learning outcomes among different ethnic/racial, economic and gender groups

■ National Leadership in Research

■ Level of research expenditures

■ Level of licensing income

College Participation: The Metrics

- **College-going rates** of recent Massachusetts high school graduates, *with national comparisons.*
- **College-going rates** of recent Massachusetts high school graduates (public only), *with disaggregation by student population groups.*
- **Net migration** for college attendance (Massachusetts residents enrolled out of state versus non-residents enrolled in state), *with national comparisons.*
- **College readiness** of enrolled freshmen who were recent high school graduates (including percent placing into remedial education) *disaggregated by Math and English.*



Preview of College Participation Metrics

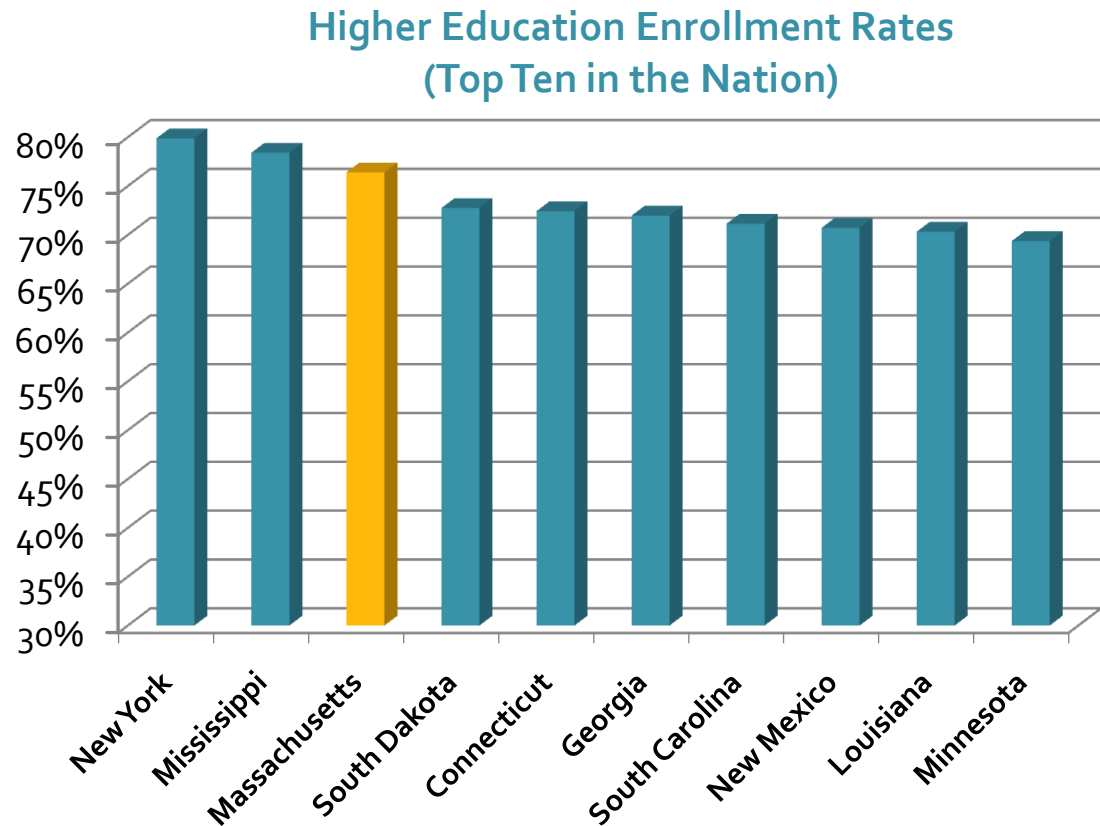
Jonathan Keller, Associate Commissioner for
Research, Planning, and Information Systems

Preview of College Participation Metrics

College-Going Rates: National Comparisons

Based on an analysis developed by Tom Mortensen, (*Postsecondary Education Opportunity*), Massachusetts has the **third highest enrollment rate in the nation**

and second highest in the Northeast for postsecondary education.

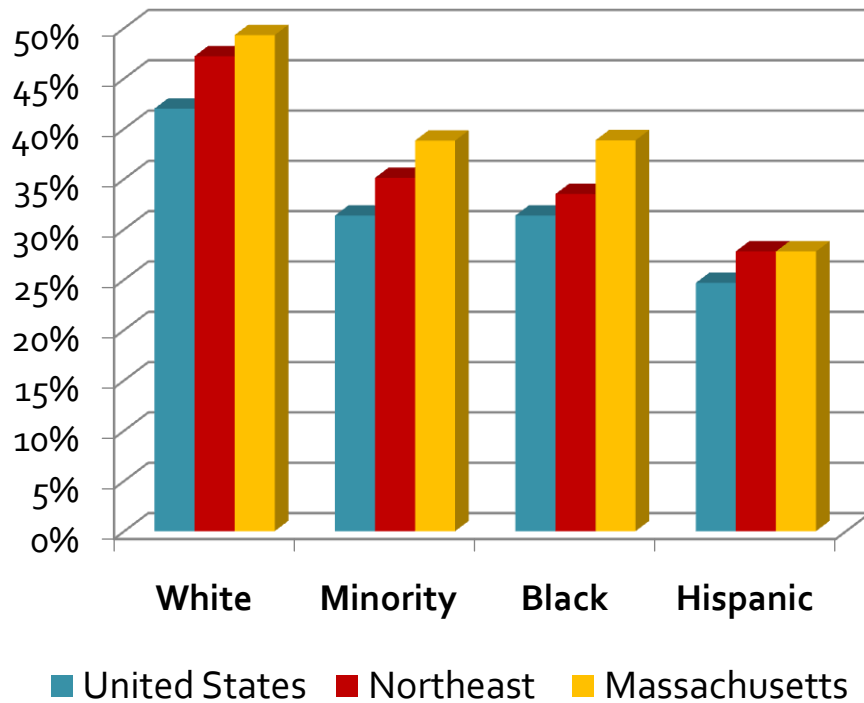


Source: 2008 1st Time Undergraduate Students (IPEDS) divided by 2008 WICHE High School Graduation Projections

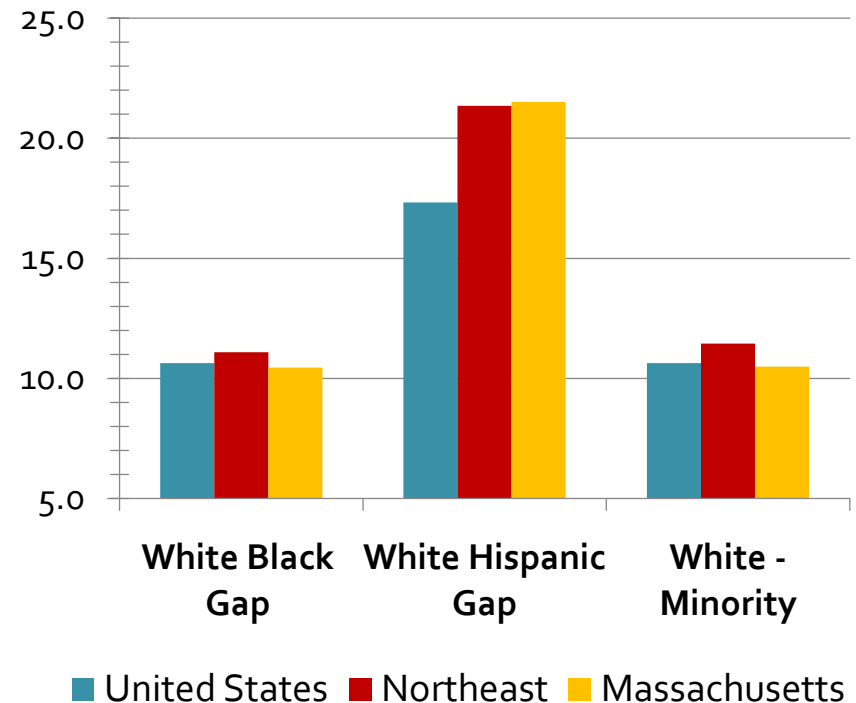
Preview of College Participation Metrics

College-Going Rates: Disaggregated

Percent of 18-24 Year Olds Enrolled in College by Race/Ethnicity



Percentage Point Gaps in Participation



Preview of College Participation Metrics

College-Going Rates

Approximately

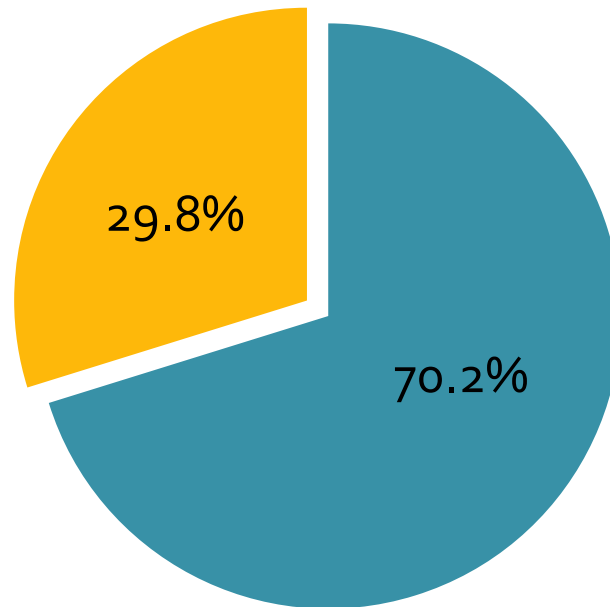
70% of MA residents

who enrolled as 1st-time students in higher education stayed in the Commonwealth.

Of those who remained in the Commonwealth, approximately **two thirds went to our public institutions.**

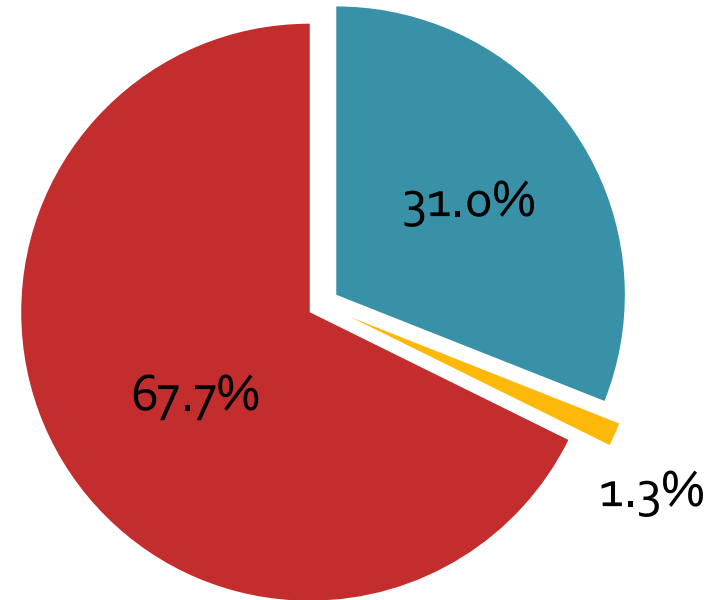
MA Resident Enrollment

All First-Time Student Enrollment



■ In-State ■ Out-of-State

All First-Time Students who Enroll in Massachusetts

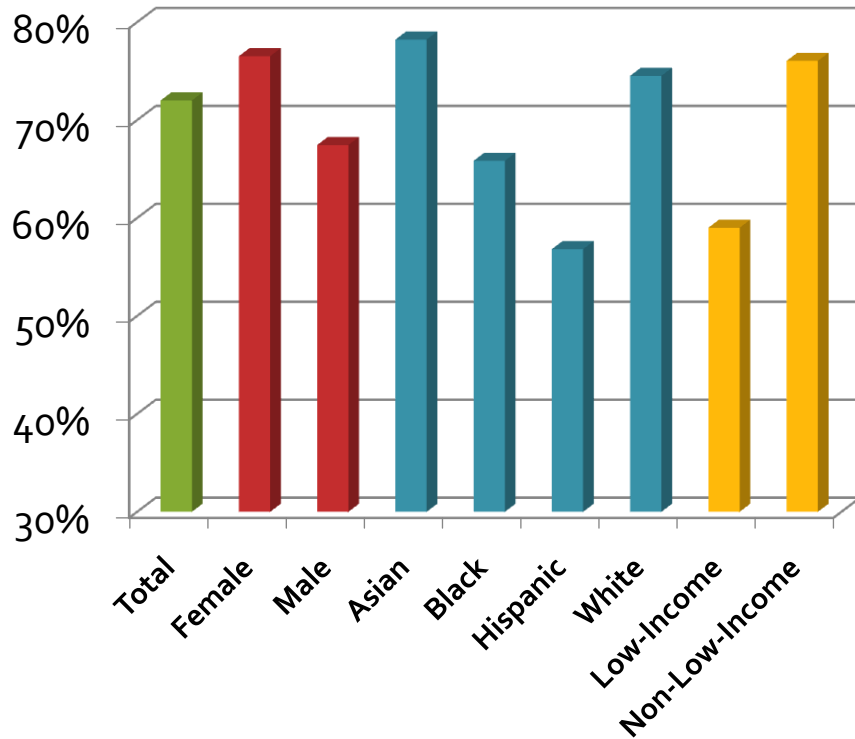


■ Private
■ Non-BHE Public
■ Public (28 institutions)

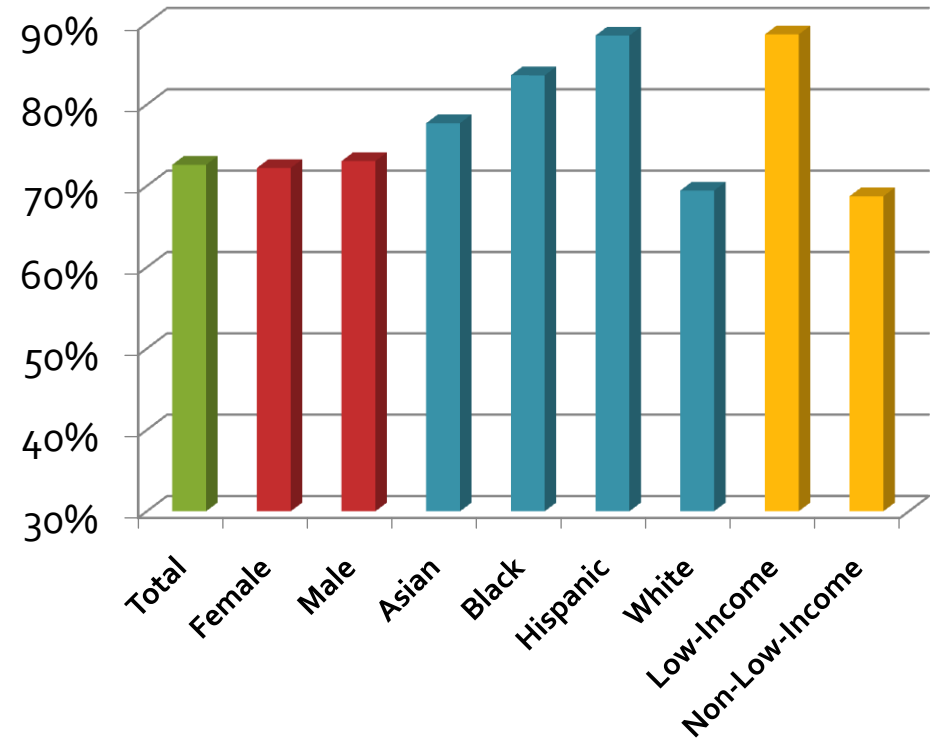
Preview of College Participation Metrics

College-Going Rates: Disaggregated

College-Going Rate of MA Public HS Graduates



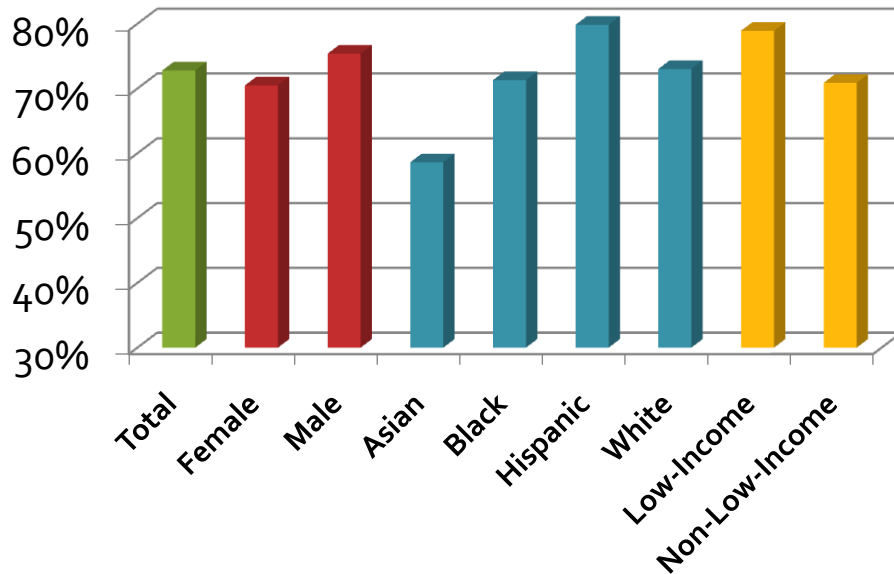
MA Public HS Graduates (who went on to college) Enrolling In State



Preview of College Participation Metrics

College-Going Rates: Disaggregated

**MA Public HS Graduates
Enrolling In State
who Enrolled in a
Public Institution**

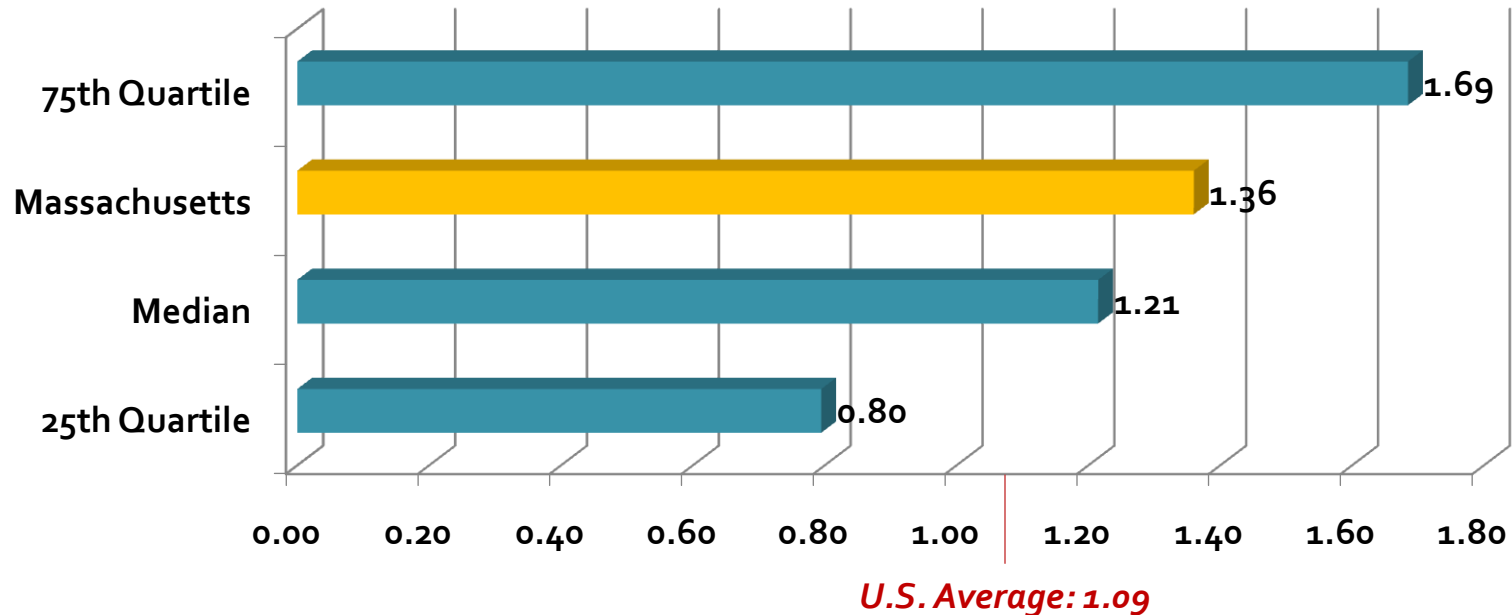


In-State Public Enrollment By Level

	Percent Enrolled in Two-Year Institutions	Percent Enrolled in Four-Year Institutions
Total	52%	48%
Female	51%	49%
Male	54%	46%
Asian	44%	56%
Black	67%	33%
Hispanic	75%	25%
White	48%	52%
Low-Income	69%	31%
Non-Low-Income	47%	53%

Net Migration

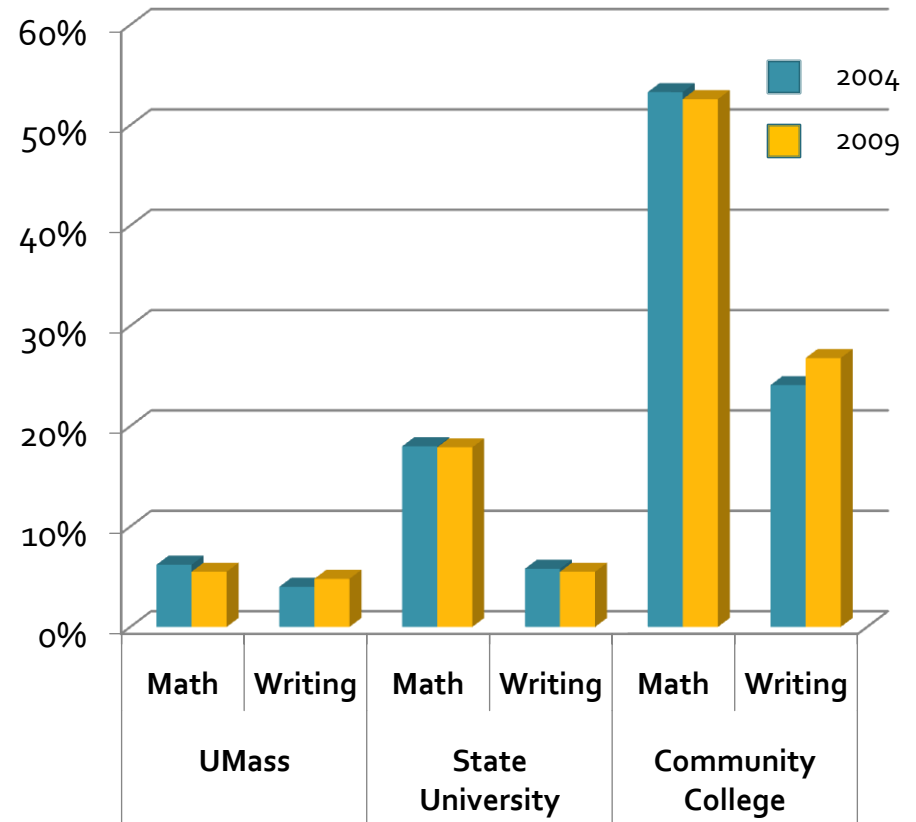
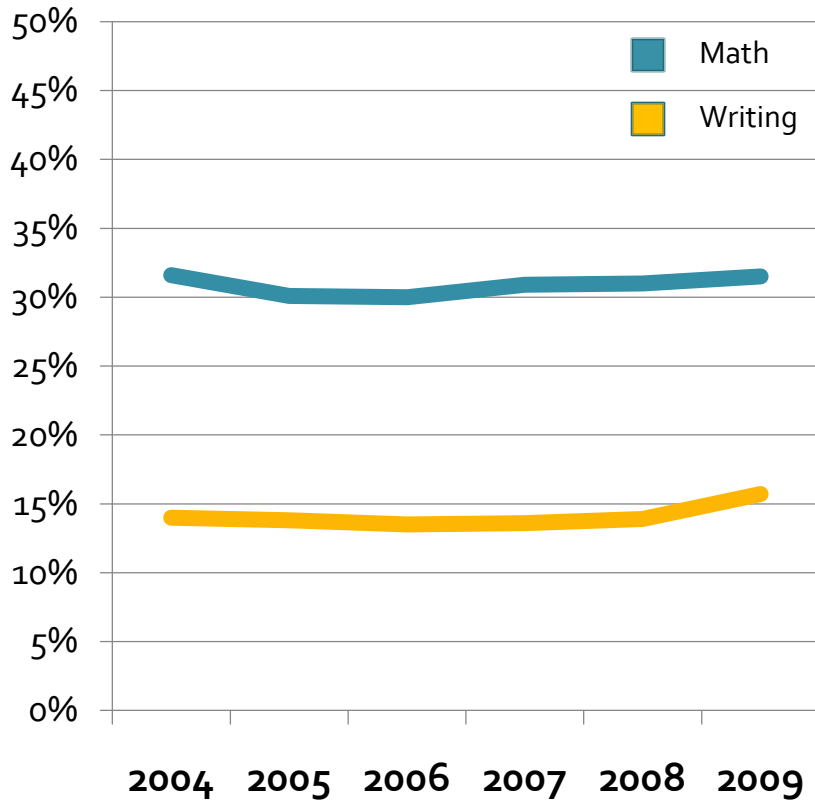
Import/Export Ratio of College-Going Students: Massachusetts Compared to National Distribution



Note: Illinois and Minnesota are states at the 25th quartile, Idaho falls as the median, and North Dakota at the 75th Percentile. Arizona has the highest ratio of 6.17 and New Jersey has the lowest at .13.

College Readiness: Remedial Education

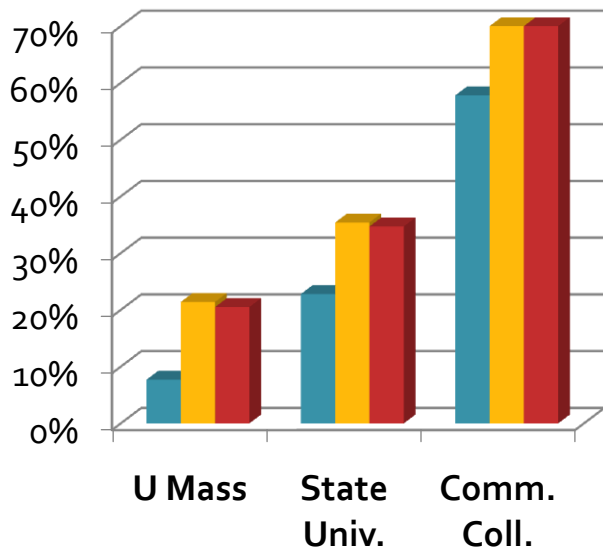
MA Public HS Graduates Enrollment in Developmental Courses in Initial Fall Term



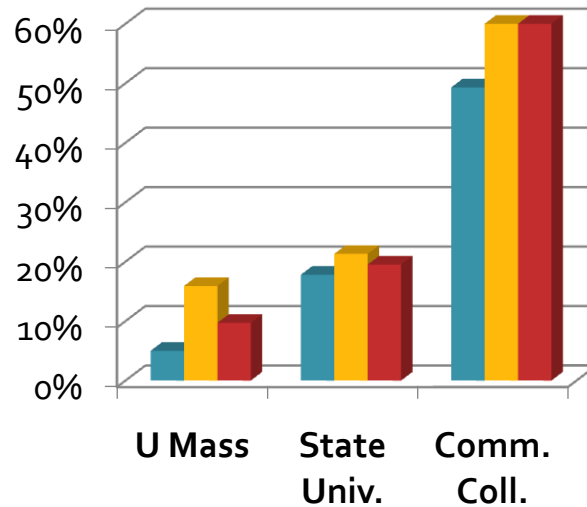
College Readiness: Remedial Education

Enrollment in Developmental Courses (Race/Ethnicity Gaps)

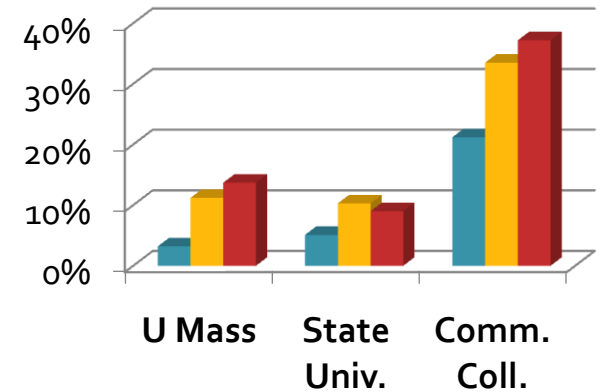
Any Developmental



Math



Writing

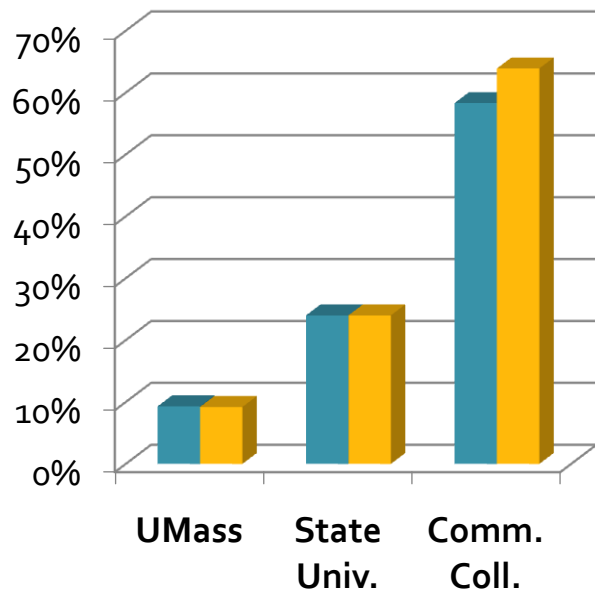


White Black Hispanic

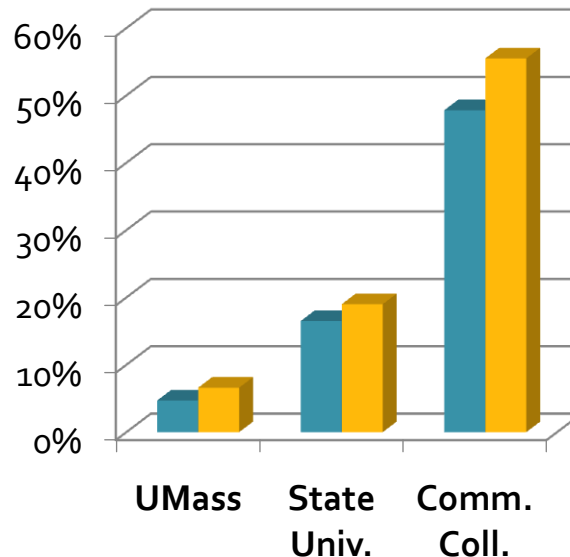
College Readiness: Remedial Education

Enrollment in Developmental Courses (Gender Gaps)

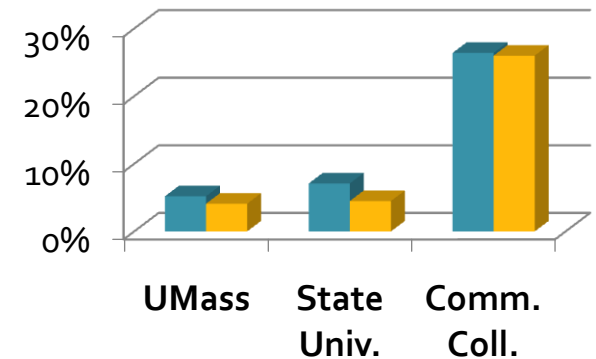
Any Developmental



Math



Writing

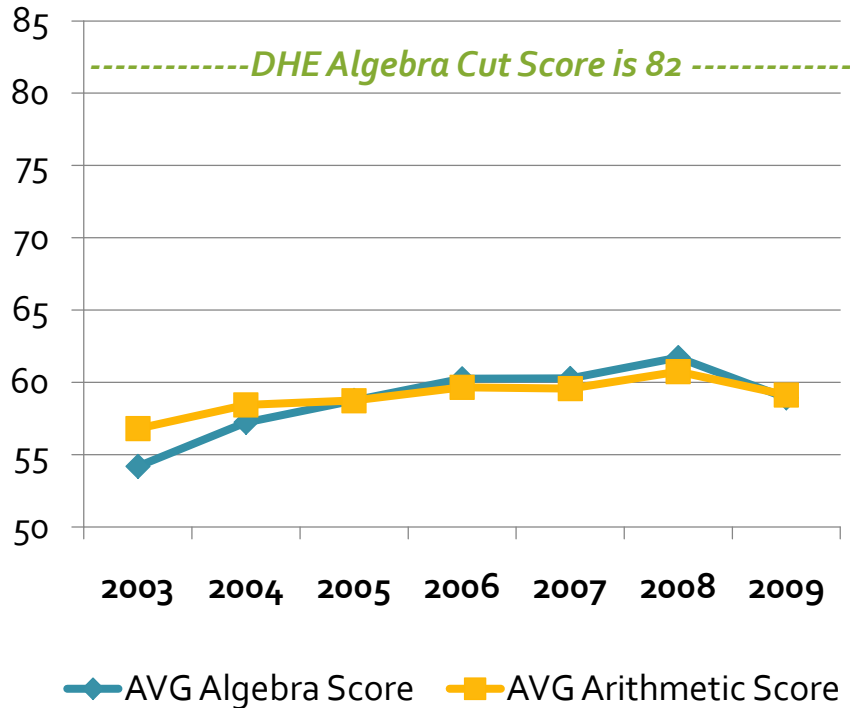


Male Female

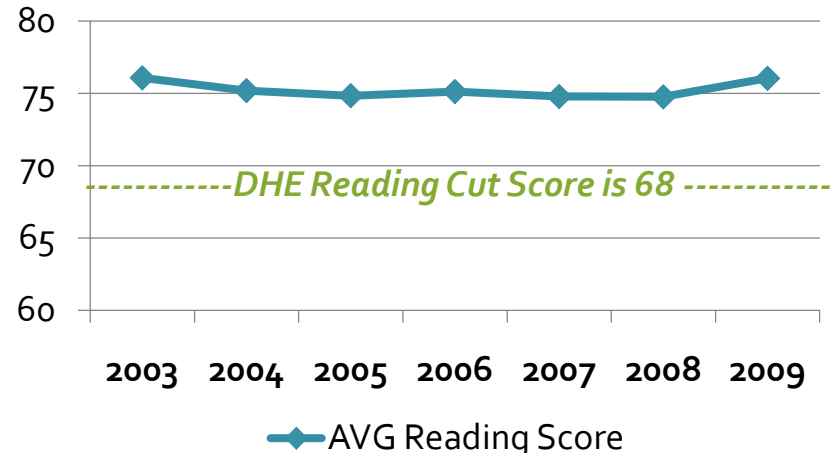
Preview of College Participation Metrics

College Readiness: Other Measures

Average Scores on Math Accuplacer Tests

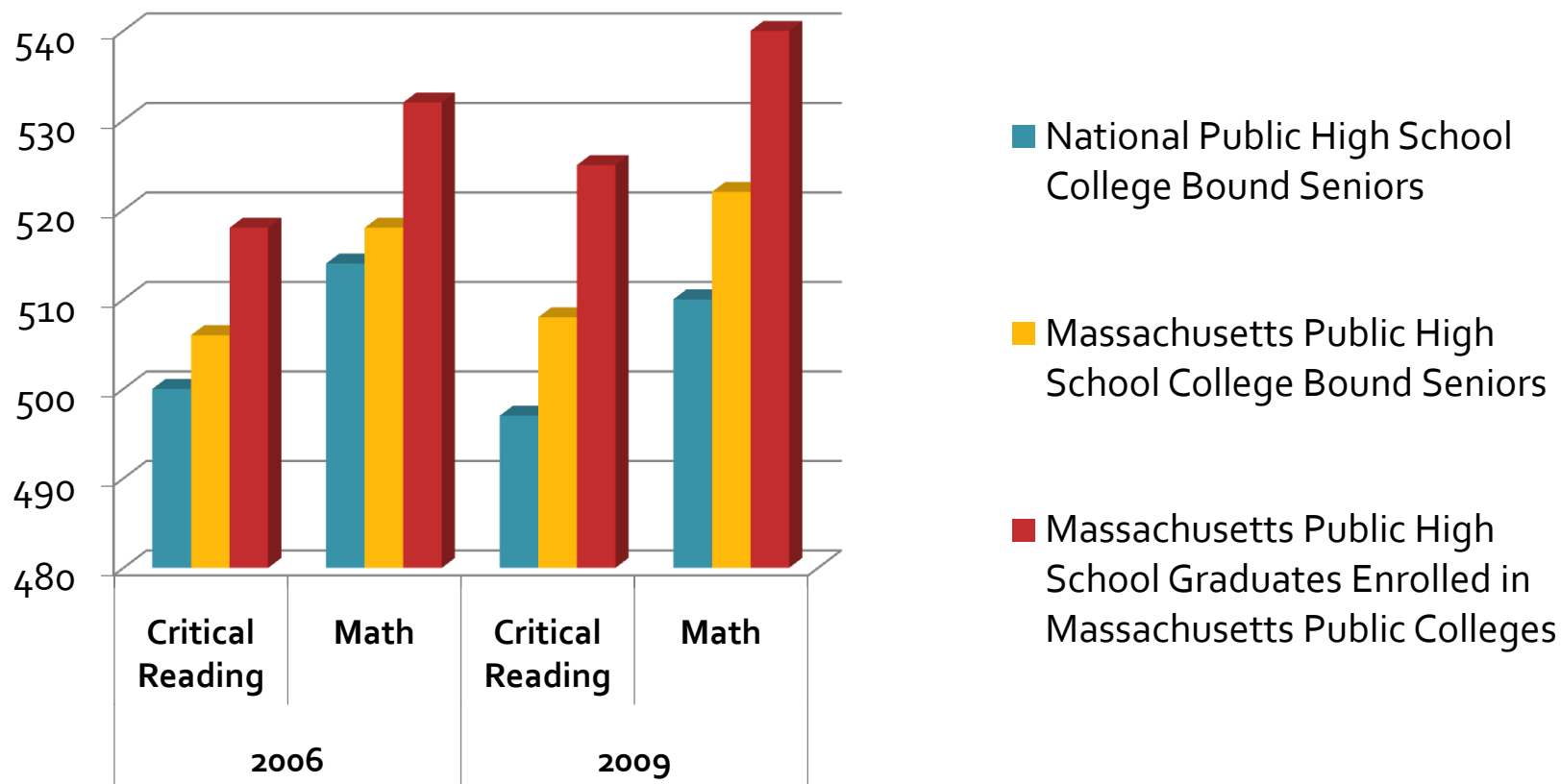


Average Scores on Reading Accuplacer Test



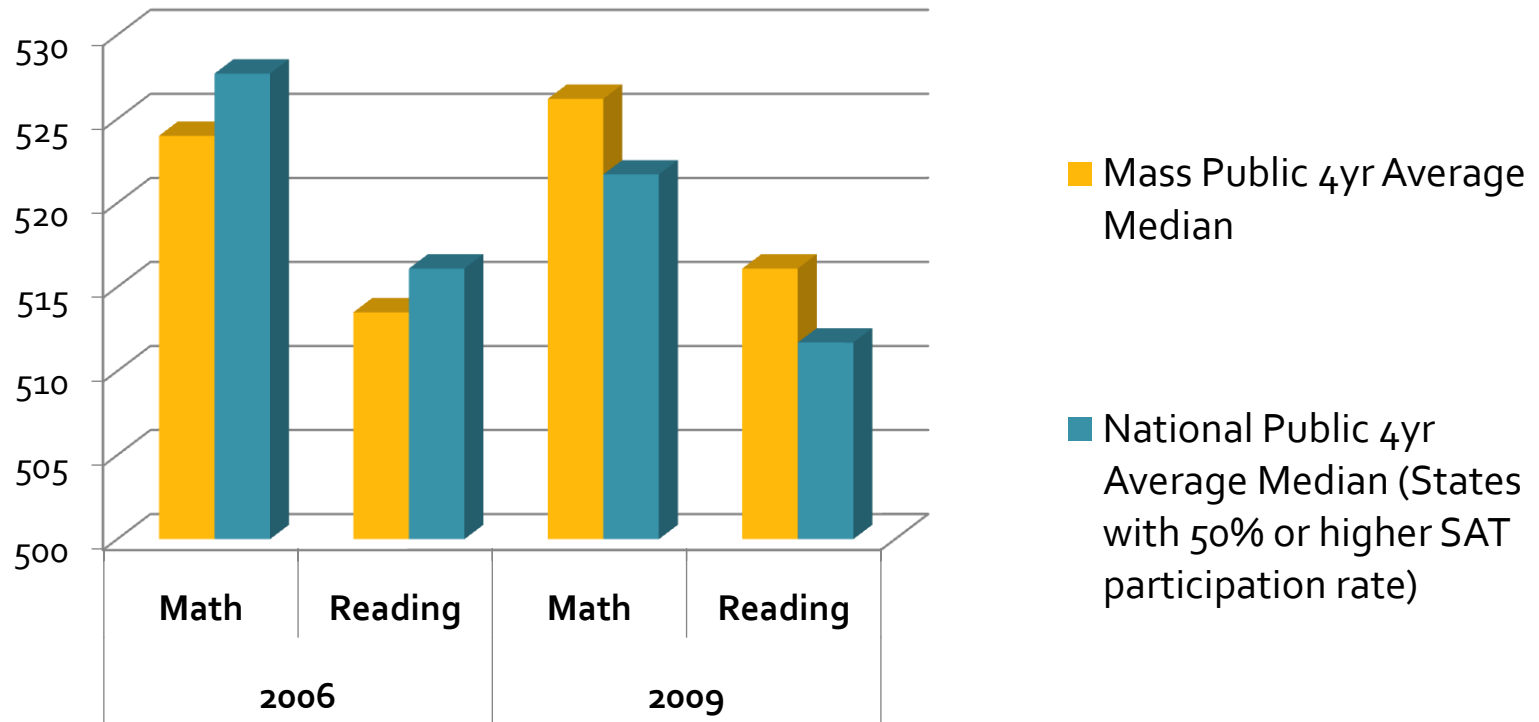
College Readiness: Other Measures

Average SAT Scores of College-Bound/Enrolled High School Seniors



College Readiness: Other Measures

Average Median SAT Scores of Freshman in College





Overview of College Participation Work

Aundrea E. Kelley, Deputy Commissioner for P-16 Policy
and Collaborative Initiatives

Target Population Groups

■ Who are:

- Low-income
- Latino
- African American
- In regions with high dropout and low college-going rates

■ With:

- Content knowledge
- College knowledge
- College connections

Areas of Strategic Emphasis

- **Content Knowledge**
 - Students complete a rigorous curriculum with excellent teachers. “Massachusetts—where everyone reads and everyone counts.”
- **College Knowledge**
 - Students understand what it means to be prepared for college and the process for getting there
- **College Connections**
 - Students have college campus experiences prior to graduation from high school
- **Data**
 - Educators and other stakeholders access data needed to inform change

Content Knowledge

■ Initiatives

- Alignment of high school graduation (MassCore) and college admission requirements
- Common Core Standards roll-out
- Statewide Literacy Plan
- SCOPE –Teacher Education

■ Collaborative Work Groups

- College Participation Advisory Group, Common Core Working Groups, Statewide Literacy Working Group
- SCOPE – Readiness Center Network
- Achieve/American Diploma Project

Content Knowledge (cont.)

■ Deliverables CY 2011

- New math admissions standard (BHE vote, March 2011)
- Recommendations for science and elective standards (Board votes)
- MassCore as default curriculum with opt out (Board votes, Legislation)
- Readiness Centers - Regional Common Core Standards orientation sessions
- SCOPE - survey; engagement in review of educator preparation programs

■ Outcomes

- HS course taking (e.g., % of students completing MassCore), performance on assessments

College Knowledge

■ **Initiatives**

- Your Plan for College
- College Access Challenge Program
- Early Assessment
- GEAR UP

■ **Collaborative Work Groups**

- YPFC Advisory Group
- College Access Challenge Leadership Team
- College Participation Advisory Group
- Partnership for Assessment of Readiness for College and Careers

College Knowledge (cont.)

- **Deliverables CY 2011 – 2012**
 - Statewide communication campaign on what it means to be college ready
 - Six regional CACG Partnership Programs
 - PARCC development
 - Expansion of YPFC
- **Outcomes**
 - % of Schools with YPFC, % of colleges with YPFC, % of students with YPFC Accounts, YPFC student usage
 - Participation in CACG programs , Parent Academies, GEARUP
 - % of students completing FAFSA , college applications, online course, early assessments

College Connections

■ **Initiatives**

- Dual Enrollment, Inclusive Concurrent Enrollment
- Early College, Gateway to College
- Summer Bridge
- Open Campus

■ **Collaborative Work Groups**

- College Connections Working Groups (e.g., CDEP)
- RTTT Implementation (Early Colleges)

College Connections (cont.)

- **Deliverables CY 2011**
 - Evaluation of Dual Enrollment Program (Report to BHE and ESE)
 - Recommendations for sustainability of dual enrollment
 - Increase in college-connected option continuum capacity
- **Outcomes**
 - # of early / gateway colleges
 - # of campuses engaged in college-connected options
 - # of students participating in continuum of other college-connected options

Overview of College Participation Work

Data

■ Initiatives

- Statewide Longitudinal Data System
- Educator training and evaluation
- Inventory of existing HE readiness and participation initiatives

■ Collaborative Work Groups

- Educator Data Warehouse Working Group
- Readiness Centers Network (SCOPE)
- College Participation Study Group

Data (cont.)

■ Deliverables CY 2011–2012

- School to College Reports for HS Classes 2006–2010 (Reports to BHE, BESE, Secretary, Legislature)
- Training opportunities for teachers to learn how to use data to impact student performance
- Inventory Results, Web Resource

■ Outcomes

- Integrated educator data system—# of teachers trained to use data
- Integrated P-20 data system—up-to-date data on target population groups (HSGI)
- Sharing / scaling of best HE partnership college readiness and participation practices